

SAS(Sulfa) Rapid Test Kit

Art. No.: 100008-48T

Sulfonamides are synthetic antimicrobial agents that contain the sulfonamide group, which are widely used in veterinary practice. Due to the potential hazard to human, strict MRLs have been set in EU, USA and other countries. This product utilizes the high affinity of monoclonal antibody against sulfonamide common structure, which can identify a broad spectrum of sulfonamides. The detection limit of the kit can meet both European and USA MRLs when use properly.

1. Detection Limit (LOD) in Raw milk sample

Sulfonamides	MRL (ug/L)	Results (ug/L)	Sulfonamides	MRL(ug/L)	Results(ug/L)
Sulfadimidine	25	0.5-1	Sulfamonomethoxine	100	1-2
Sulfadimethoxine	100	1-3	Sulfadiazine	100	2-4
Sulfachloropyridazine	100	2-4	Sulphaquinoxaline	100	2-3
Sulfamerazine	100	1-3	Sulphormethoxine	100	20-40
Sulfamethizole	100	5-8	Sulfamethoxazole	100	40-60
Sulfametoxydiazine	100	0.5-1	Sulfapyridine	100	30-40
Sulfamethoxy pyridazine	100	8-10	Sulfathiazole	100	80-100
Sulfamoxole	100	4-6	Sulfisoxazole	100	70-90
Sulfaclozine	100	1-2	Sulfisomidine	100	1-2

2. Kit components

- Test Strip, 48 pcs in 6 plastic bottles, 8 pcs / bottle.
- Kit insert

3. Operations

- a) Read the instructions before experiment. Bring the test kit and samples to room temperature. Milk samples should be fully liquid without any agglomeration and deposition.
- b) Take bottles needed from the kit package, take out required wells and strips, and make proper marks. Please use the test strips within 1h. Seal the cap of the bottles and store the unneeded kit.
- c) Take 200ul of the milk sample into the microwell, then repeatedly absorb up and down for 5 times to mix the sample with the reagent in the wells completely. The mixture should be pink, and then start the timer. In case you are sampling with plastic pipet, please add sample close to the **MARKER LINE** on the wells.
- d) Incubate for **3min** at 20-26°C without heating or 30°C with heating, and then insert the test strip into the well with the "Immersed" end fully dipped in to the mixed reagent and sample.
- e) Incubate for **5min** at 20-26°C without heating or 30°C with heating again. Take out the strip; determine the result according to **Part 4**.

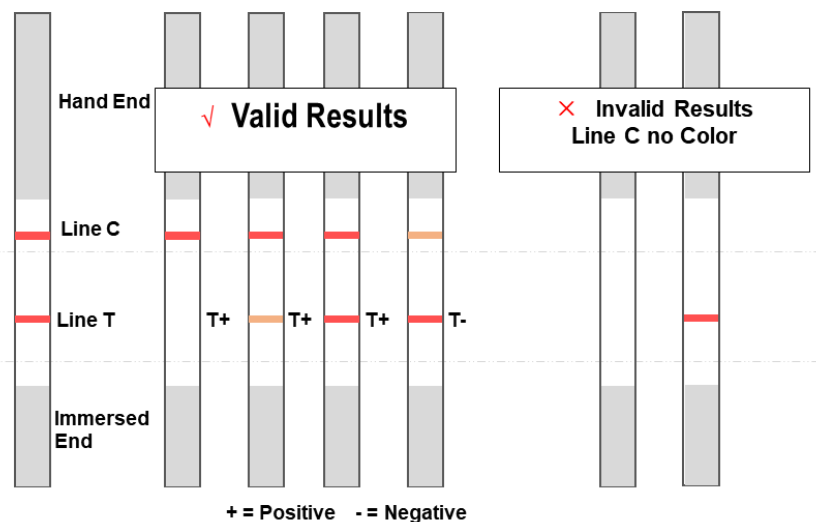
4. Result Determination

Positive (+): Line C is red, line T has no color or the color is lighter than or the same as Line C. If no line T, the result is also positive.

Negative (-): Line T and Line C are both red, and color of Line T is deeper than Line C.

Invalid (x): Line C has no color. In this case, please reread the instructions and repeat assay with new strip.

Notice: If the result of the strip needs to be recorded, please cut the "Immersed" end, and dry the strip, then keep it as file or paste in



your recording book.

5. Storage

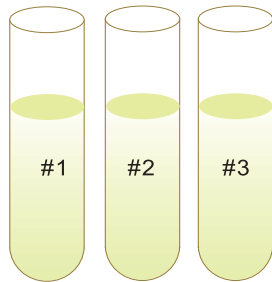
2-8°C in cool dark place, do not freeze. The kit is valid for 12 months. Lot No. and expired date are printed on the package.

6. Notice and Precautions for a successful experiment.

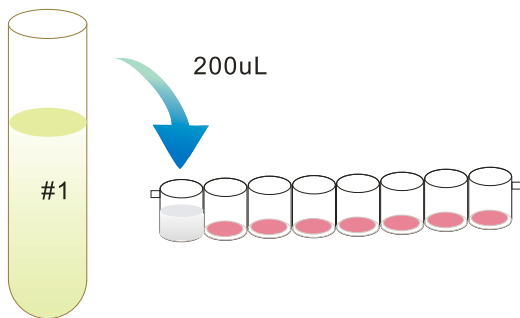
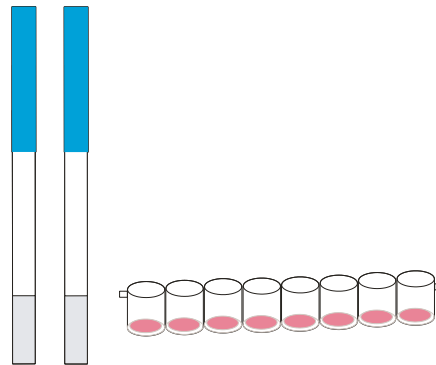
- Perform the assay following the instruction; do not touch the membrane of the strip.
- Seal the bottle after taking out required strips.
- This strip is used **for only once**; please do not use it repeatedly.
- This kit is only for screening test, positive result should be further confirmed with other method.

Schematic Assay Steps

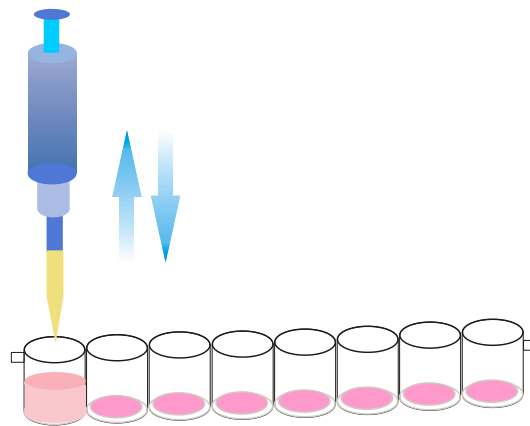
1. Bring all test samples to room temperature; number them to keep record.



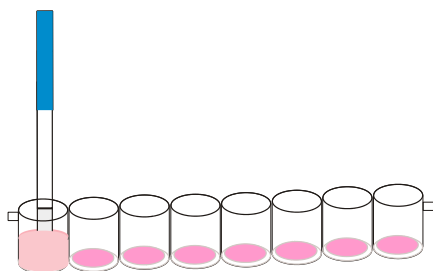
2. Take test kit according to your sample number and also number the kit wells to keep record and consistency.



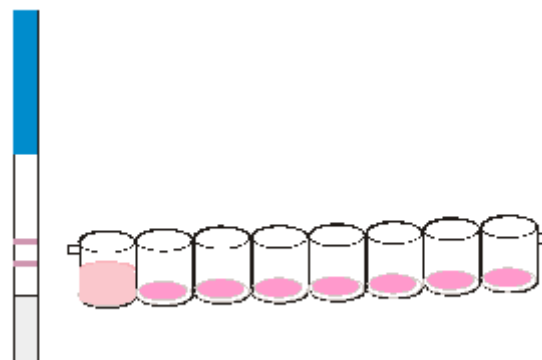
3. Take 200ul sample into the wells using pipet. You can also then put the well into the well holder to avoid sample spill.



4. Absorb up and down for 5 times to mix sample with reagent completely. Start the timer when the mixture is pink. **Incubate for 3 min.**



5. Insert the "Immersed" end of the strip into the mixture; Incubate for **5min** at room temperature again.



6. Take out the strip; judge the result according to **kit instruction**.

Ring Biotechnology Co., Ltd

E-mail: export@ringbio.com diego@nbgen.com Web: www.ringbio.com

Add: Building 3, Zhongtongtai TechnoPark, No. 11, Kechuang 14th St, Beijing 100176, CHINA

Tel: +86-10-56267496 Technical Support & Service: +86-18600362934