

Thiamethoxam TMX Rapid Test Kit

Art. No.: N008-96T

Thiamethoxam (TMX) has been an important tool for controlling pests in rice and other plants. However, food safety issues related to pesticide residues are drawing more and more attentions, and strict MRLs have been established in many countries. This TMX Rapid Test Kit product utilizes the high affinity of monoclonal antibody against TMX, which can easily identify its contamination in milk without any instrument. The detection limit of the kit can meet both European and USA MRLs when used properly.

1. Detection Limit (LOD)

Thiamethoxam: 0.4 – 0.6µg/kg (ppb)

2. Kit components

- Rapid Test Strips, 96pcs, in foil pouch.
- NBReader (optional)
- Kit insert
- Incubator (optional)

3. Operations

- a) Read the instructions before experiment. Bring the test kit and samples to room temperature. Milk samples should be fully liquid without any agglomeration and deposition.
- b) Take bottles needed from the kit package, take out required wells and strips, and make proper marks. Please use the test strips within 1h. Seal the cap of the bottles and store the unneeded kit.
- c) Take **200ul** of the milk sample into the microwell, then repeatedly absorb up and down for 5 times to mix the sample with the reagent in the wells completely. The mixture should be pink, and then start the timer.
Note: in case you are sampling with plastic pipet, please add sample close to the MARKER LINE on the wells.
- d) Incubate for **3min at 40 °C**, and then insert the test strip into the well with the "Immersed" end fully dipped in to the mixed reagent and sample.
- e) Incubate for **5min at 40 °C** again. Take out the strip; determine the result according to Part 4.

4. Result determination

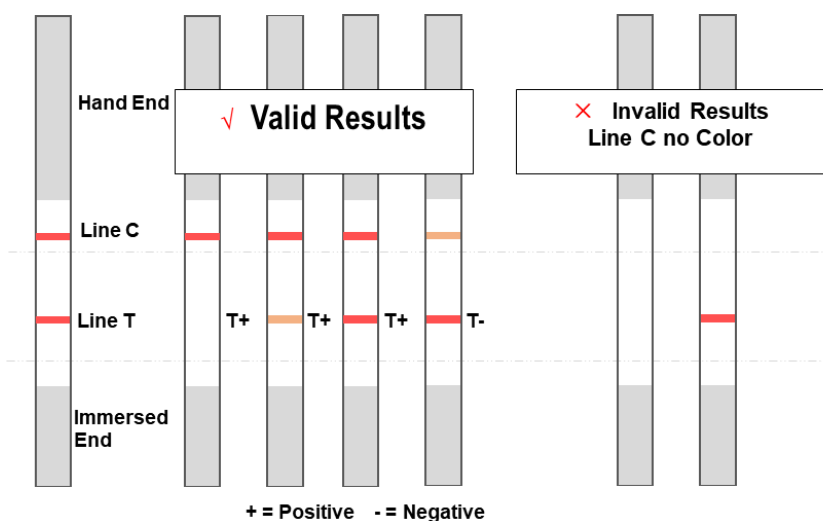
There are 2 lines on the test strip, **Control line**, **Test Line**, which are briefly used as "**Line C**", "**Line T**". The test results will depend on the color of these lines. The right diagram describes the result identification.

Positive + Line C appears, Color of **Line T** is weaker or the same as Line C or no color.

Negative - Line C appears, Color of **Line T** is stronger than Line C.

Invalid Result: Line C has no color.

notice Control line (Line C) is used as a quality indicator, which will always appear regardless of other lines. If Control line does **NOT** appear, this indicates that the result is **invalid**. Please check the kit insert again and repeat the assay with new test card.



5. Specificity

This product has no cross reaction

Ring Biotechnology Co., Ltd

Add: Building 3, Zhongtongtai TechnoPark, No. 11, Kechuang 14th St, Beijing 100176, CHINA

E-mail: export@ringbio.com diego@nbgen.com Web: www.ringbio.com

Tel: +86-10-56267496 Technical Support & Service: +86-18600362934

with carbaryl, chlorpyrifos and chlorothalonil, and the cross reaction rate with acetamiprid is around 2.5%.

6. Storage

2-8°C in cool dark place, do not freeze. The kit is valid for 12 months.

Lot number and expired date are printed on the package.

7. Notice and Precautions for a successful experiment.

Please perform the assay following the instruction, do not touch the membrane of the strip.

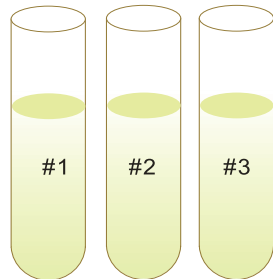
Please seal the bottle after taking out required strips.

This test strip is used for only once; please do not use it repeatedly.

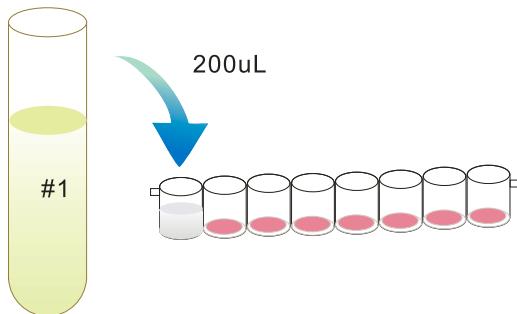
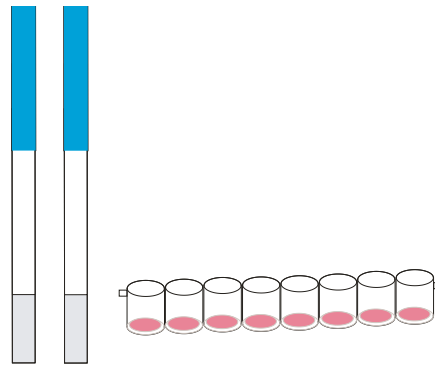
This kit is only for screening test, positive result should be further confirmed with other method.

Schematic Assay Steps

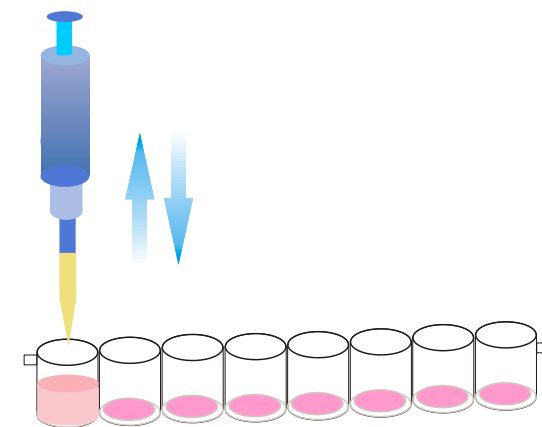
1. Bring all test samples to room temperature; number them to keep record.



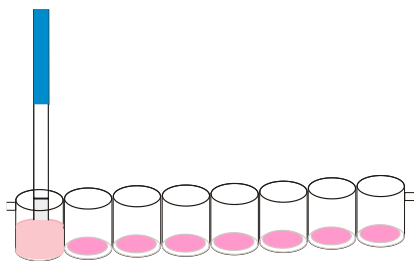
2. Take test kit according to your sample number and also number the kit wells to keep record and consistency.



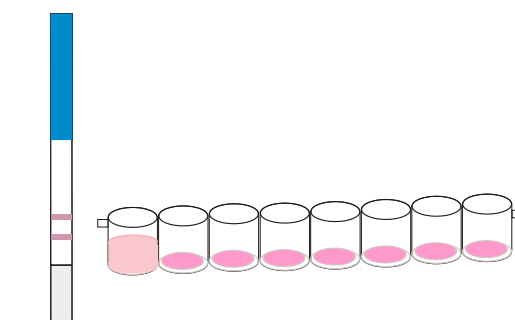
3. Take 200ul sample into the wells using pipet. You can also then put the well into the well holder to avoid sample spill.



4. Absorb up and down for 5 times to mix sample with reagent completely. Start the timer when the mixture is pink. **Incubate for 3 min at 40 °C.**



5. Insert the "Immersed" end of the strip into the mixture; **Incubate for 5 min at 40 °C again.**



6. Take out the strip; judge the result according to **kit instruction.**

Ring Biotechnology Co., Ltd

Add: Building 3, Zhongtongtai TechnoPark, No. 11, Kechuang 14th St, Beijing 100176, CHINA

E-mail: export@ringbio.com diego@nbgen.com Web: www.ringbio.com

Tel: +86-10-56267496 Technical Support & Service: +86-18600362934